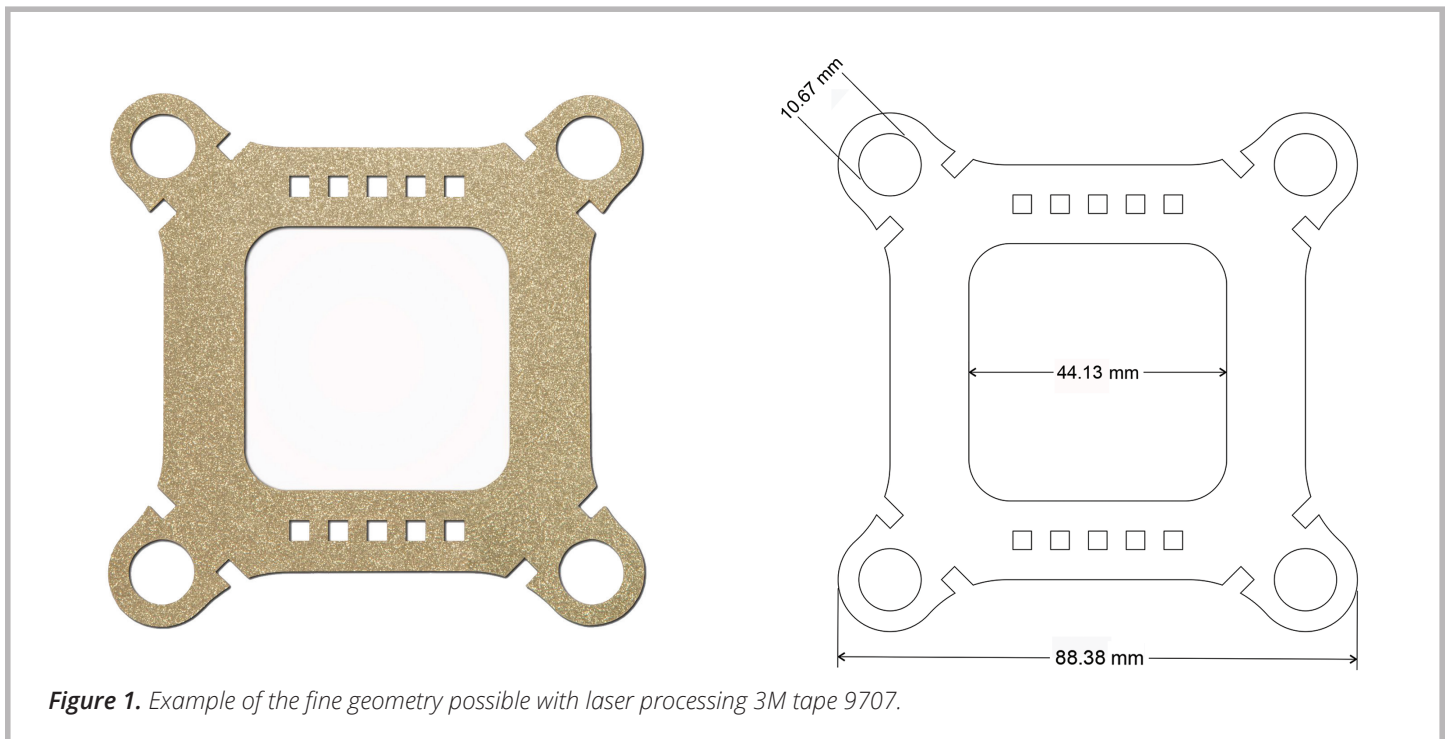


## Laser Processing of 3M™ Electrically Conductive Adhesive Transfer Tape 9707

- Smooth laser-processed edges and minimal heat-affected zones
- No degradation to the physical properties of the materials
- Eliminates material deformation during processing
- Consistently and repeatedly process 3M tape 9707 to a high degree of dimensional accuracy

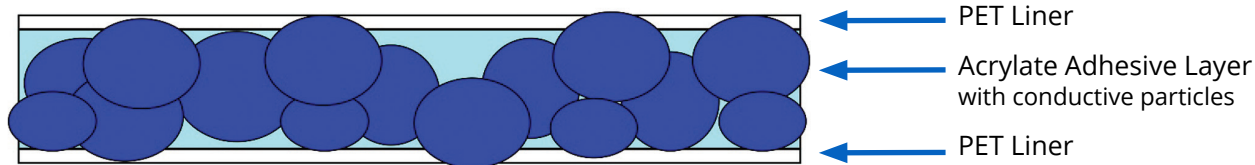
### PROCESSING EXAMPLE



3M Electrically Conductive Adhesive Transfer Tape applications requiring fine geometry and intricate detail without degrading the physical properties of the material can be achieved with Universal Laser Systems technology. An example demonstrating the results of laser processing the 3M tape 9707 material is shown in **Figure 1**.

### MATERIAL OVERVIEW

3M Electrically Conductive Adhesive Transfer Tape 9707 (ECATT) is one of 3M's ECATTs also known as Conductive Pressure-Sensitive Adhesives (CPSAs) similar to 9703, 9709SL, 9712, 9713 and 9719. 3M tape 9707 has a 50µm acrylate adhesive layer containing conductive particle fillers. The conductive fillers allow electrical continuity between substrates through the acrylate adhesive layer and additionally, provide electrical continuity through the thickness (Z-axis) and in the plane of the adhesive (X-Y planes). The acrylate adhesive layer is protected with 50µm thick PET release liners on both the top and bottom surfaces. A diagram depicting the layers of the 9707 material is shown in **Figure 2**.




**Figure 2.** 3M tape 9707 diagram showing PET liners located on top and bottom of the acrylate adhesive layer. The protective PET liners each measure 50 $\mu$ m thick and the acrylate adhesive layer measures 50 $\mu$ m thick.


3M ECATT materials are flexible adhesive transfer tapes. The delicate nature of these materials makes them difficult to process with possible deformation when processed with traditional mechanical methods. The non-contact nature of laser processing overcomes this difficulty, which enables the processing of applications with fine geometry and intricate detail. Universal Laser Systems makes it simple to consistently and repeatedly process these materials.

## LASER PROCESSING NOTES

3M tape 9707 was tested to assess laser processing compatibility and determine the best system configuration of laser peak power and wavelength. The PET liners absorb the 9.3 $\mu$ m energy more efficiently than other wavelengths, meaning less peak power was necessary to produce good results with minimum heat effects. The acrylate adhesive layer also absorbs the 9.3 $\mu$ m wavelength efficiently with clean edges free of heat effects along the processed path. Microscopy images taken at 400X magnification of the processed edge of the 3M tape 9707 post-processing with the liners in place and the liners removed are shown in **Figures 2** and **3**, respectively. In these images, it is shown that the PET liners contain most of the heat effects and discoloration, while the acrylate adhesive layer itself is relatively free of heat effects and discoloration. 3D-rendered microscopy images of the processed surfaces are shown in **Figures 3** and **4**.



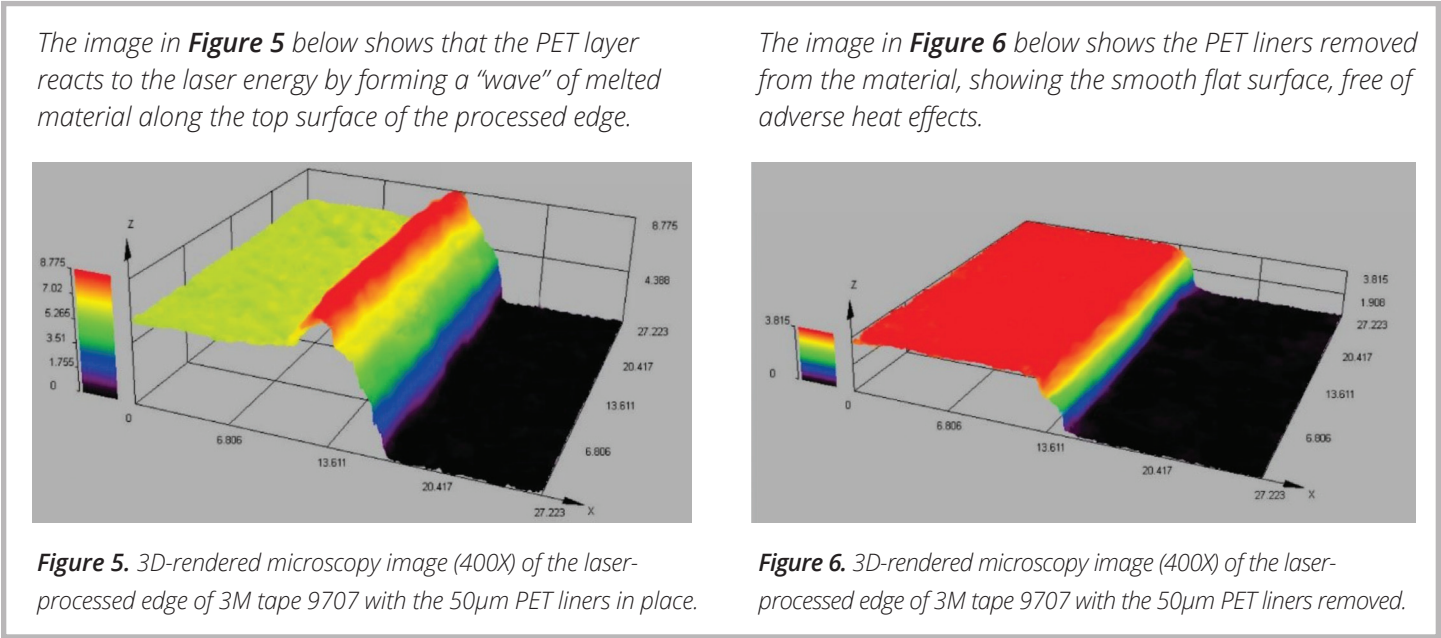
**Figure 3.** Microscopy image (300X) of the laser-processed edge of 3M tape 9707 with the PET liners in place. The heat-affected zone measures 125 $\mu$ m.



**Figure 4.** Microscopy image (300X) of the laser-processed edge of 3M tape 9707 with the PET liners removed from the material post-processing. The heat-affected zone measures 25 $\mu$ m.

Further inspection of the laser-processed material shows that the acrylate adhesive layer is cleanly processed along the processed path with the 30 watt 9.3µm CO<sub>2</sub> laser source. **Figures 3 and 4** depict microscopy images of the processed surfaces and the resulting heat-affected zones of each wavelength.

Surface measurements of heat-affected zones of processed regions are shown in **Figures 5 and 6**.





ALTERNATIVE SYSTEM CONFIGURATION ANALYSIS

3M tape 9707 was also tested with an alternate system configuration of 10.6µm laser energy at an equivalent laser power level for comparison and determination of the effectiveness of each system configuration. The results of these tests were compared by analyzing the heat effects, quality of the processed edge, and post-processing requirements. The results of the comparison of these system configurations are listed in tabular form in **Table 1** and shown photographically in **Figure 7**. Both system configurations appear viable with some reduction in quality of the results for the 10.6µm configuration as stated in the comparison.

**Table 1.** System Configuration Comparison

System Configuration	Heat-Affected Zone	Process Characteristics	Post-Processing Requirements
9.3µm (strongly recommended)	Minimal heat-affected zone of approximately 125µm.	The 9.3µm laser energy has the advantage of better absorption by the material resulting in a consistent edge along the processed path with a reduced heat-affected zone.	Processing of the 3M tape 9707 material with either the 9.3µm or the 10.6µm configuration did not require additional post-processing.
10.6µm	Increased heat-affected zone compared to 9.3µm wavelength of approximately 170µm.	This configuration produces a slightly rougher processed edge on the adhesive layer and an increased heat-affected zone in the PET liners when compared to the 9.3µm configuration.	





**Figure 7.** Comparison microscopy images (400X) of the processed edge resulting from 9.3μm processing (left), and 10.6μm processing (right). The 50μm PET liners were left in place for both samples.

## CONCLUSION

3M tape 9707 is suitable for laser processing and was extensively tested to determine the most efficient processing configuration. Through this testing it was determined that laser processing is viable with this material, and a 30 watt 9.3μm CO<sub>2</sub> laser source is the best configuration of wavelength and power for the processing of this material. The PET liners and acrylate adhesive layer efficiently absorb the 9.3μm wavelength laser energy and, coupled with the peak power of the 30 watt laser source, produce a clean smooth processed edge that has minimal heat-affected zone and discoloration.

**UNIVERSAL**  
LASER SYSTEMS

**3M**

Universal Laser Systems, Inc.

[www.ulsinc.com](http://www.ulsinc.com)

Headquarters – Scottsdale, Arizona

800-859-7033 (480-483-1214)

[moreinfo@ulsinc.com](mailto:moreinfo@ulsinc.com)

3M is a trademark of 3M. All other trademarks are the property of their respective owners.

© 2021 Universal Laser Systems, Inc. All rights reserved. Universal Laser Systems logo and name are registered trademarks of Universal Laser Systems, Inc. All other company and product names are trademarks or registered trademarks of their respective companies.